

You are about to buy the...

BEST

Science of Reading aligned bundle

EVER

Hundreds of happy teachers 🥰



Wendy G.

November 28, 2022

★★★★★ Extremely satisfied

This has been helpful as I've been implementing my LETRS training and learned more about SOR.

Students used with
2nd grade

Students were engaged

Strongly
disagree

Strongly
agree



Malissa C.

November 26, 2022

★★★★★ Extremely satisfied

So many resources! They are very helpful if you are using the science of reading to teach reading and writing!

Students used with
1st grade

Students were engaged

Strongly
disagree

Strongly
agree



I loved using this resource with my students. This was just what I was looking for to teach Science of Reading! I am so glad that I got it at the Buy-In price. If you are looking for resources for Science of Reading, then I highly encourage you to purchase this resource. I can't wait to see what other resources will be added.
Thank you! - Allison I.

Hundreds of happy teachers 🥰



My students enjoyed these activities and it was a great bundle for me to use to jump into SOR. Thanks for creating and saving me time! - Krystal P.



An excellent resource for the Science of Reading! I have thoroughly enjoyed using these in small groups.
-Danielle W.



Cindy C.

August 2, 2022

★★★★★ Extremely satisfied

In my new Learning Support 3rd-6th grade classroom, I need resources that will fit my diverse learners. I look for engaging materials and resources to assist in making my lessons run efficiently and easy to use. Thank you for helping meet these needs. I am always pleased with anything from your store. Thanks for all of the quality products.

Topics that are / will be covered

- Alphabet ✓
- Beginning Sounds ✓
- HFW / Heart words ✓
- CVC Words ✓
- Digraphs ✓
- Beginning Blends ✓
- CVCe Words ✓
- Ending Blends
- R-controlled
- Vowel Teams
- Diphthongs

Work with sound wall daily



Let students use individual sound walls ✓

STOPS						NASALS		
b	p	d	t	g	k	m	n	ng

AFFRICATES		GLIDES		LIQUIDS	
j	ch	w	wh	y	




FRICATIVES					2 SOUNDS					
f	v	th	th	s	z	sh	zh	h	ks	kw

VOWEL VALLEY



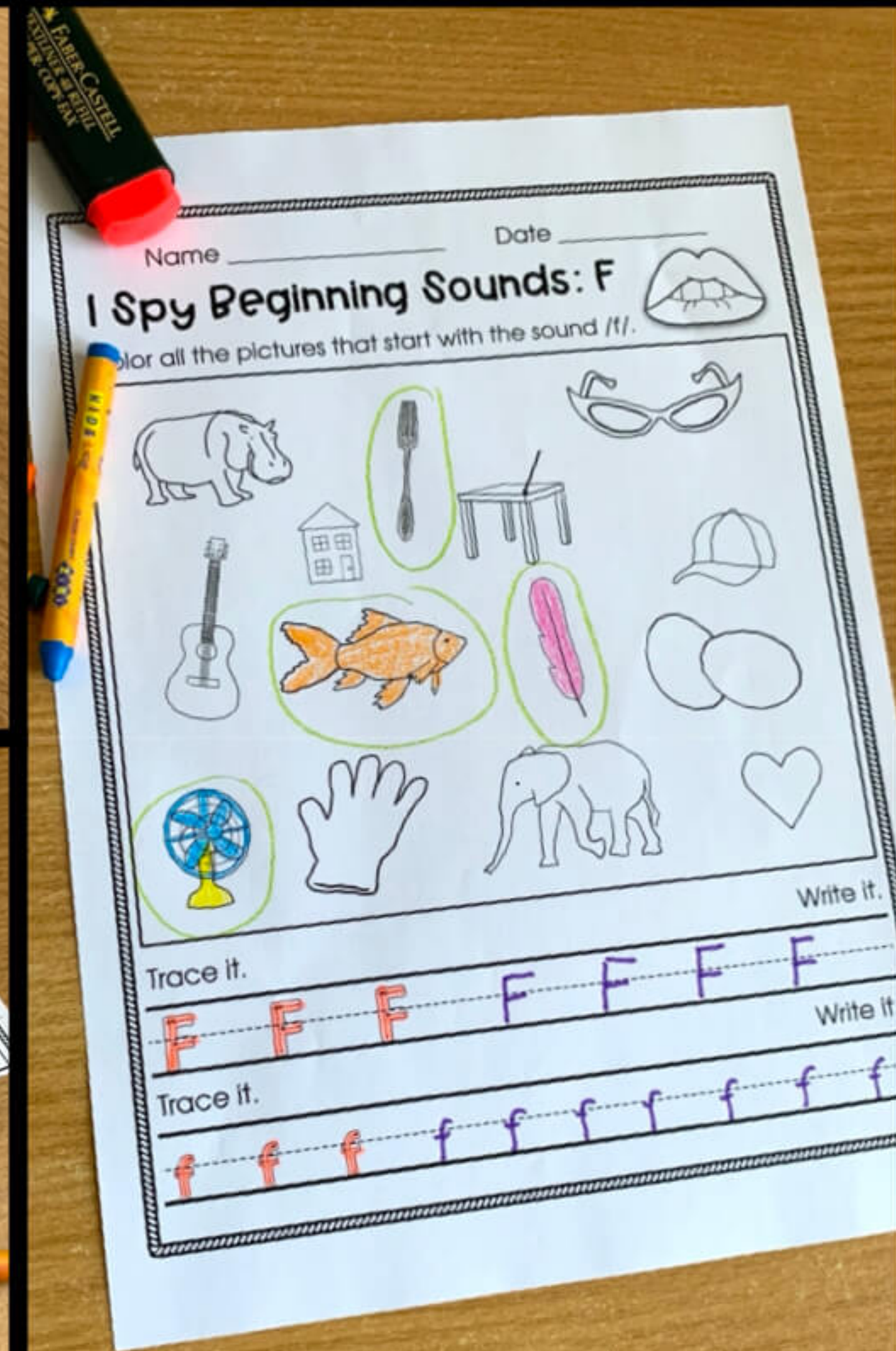

DIPHTHONGS		R-CONTROLLED		
oi	ow	er	ar	or

Vowel Valley diagram showing the path of the tongue in the mouth for various vowels and diphthongs, including e, i, a, e, a, i, u, o, a, i, u, o, and y.





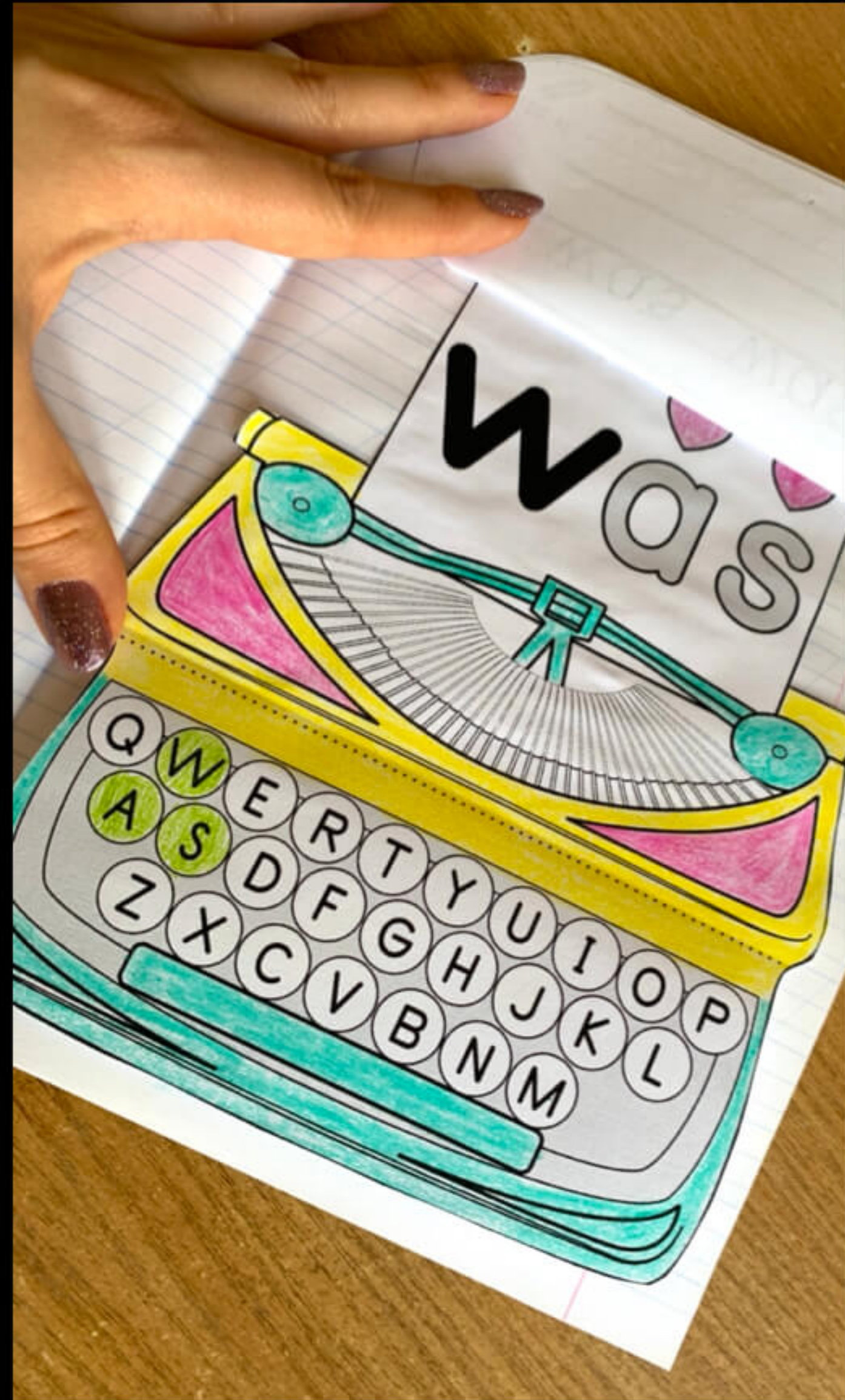
Have fun with alphabet & letters



Practice letters and sounds



Actually enjoy teaching high-frequency words



**YOUR STUDENTS WILL
NEVER AGAIN BE BORED
WITH PHONICS...**

CVC

CENTERS

HANDS-ON

WORKSHEETS

Map and tap the word.




Graph the word.

--	--

Write the word.

--	--

Spin



AT words

Word Mapping: CVC words

Say it.	Map it.	Graph it.	Write and read it.
	● ● ●		
	● ● ●		
	● ● ●		
	● ● ●		
	● ● ●		
	● ● ●		

Word Mapping: CVC words

Say it.	Map it.	Graph it.	Write and read it.
	● ● ●		
10	● ● ●		
	● ● ●		
	● ● ●		
	● ● ●		
	● ● ●		

Say this word. Pop this word.



Write this word.

					
---	---	---	---	---	---

Say it. Pop it.









					
---	---	---	---	---	---

Write the words.

Name _____ Date _____

Build with Blocks

Say the word. Build the word with blocks. Write the word. Color the picture.

	j	a	m	
	w	a	g	
	c	a	t	
	t	a	p	
	c	a	b	
	g	a	p	
	f	a	t	
	m	a		

Name _____ Date _____

CVC Words Search #1

Color the correct beginning sound.

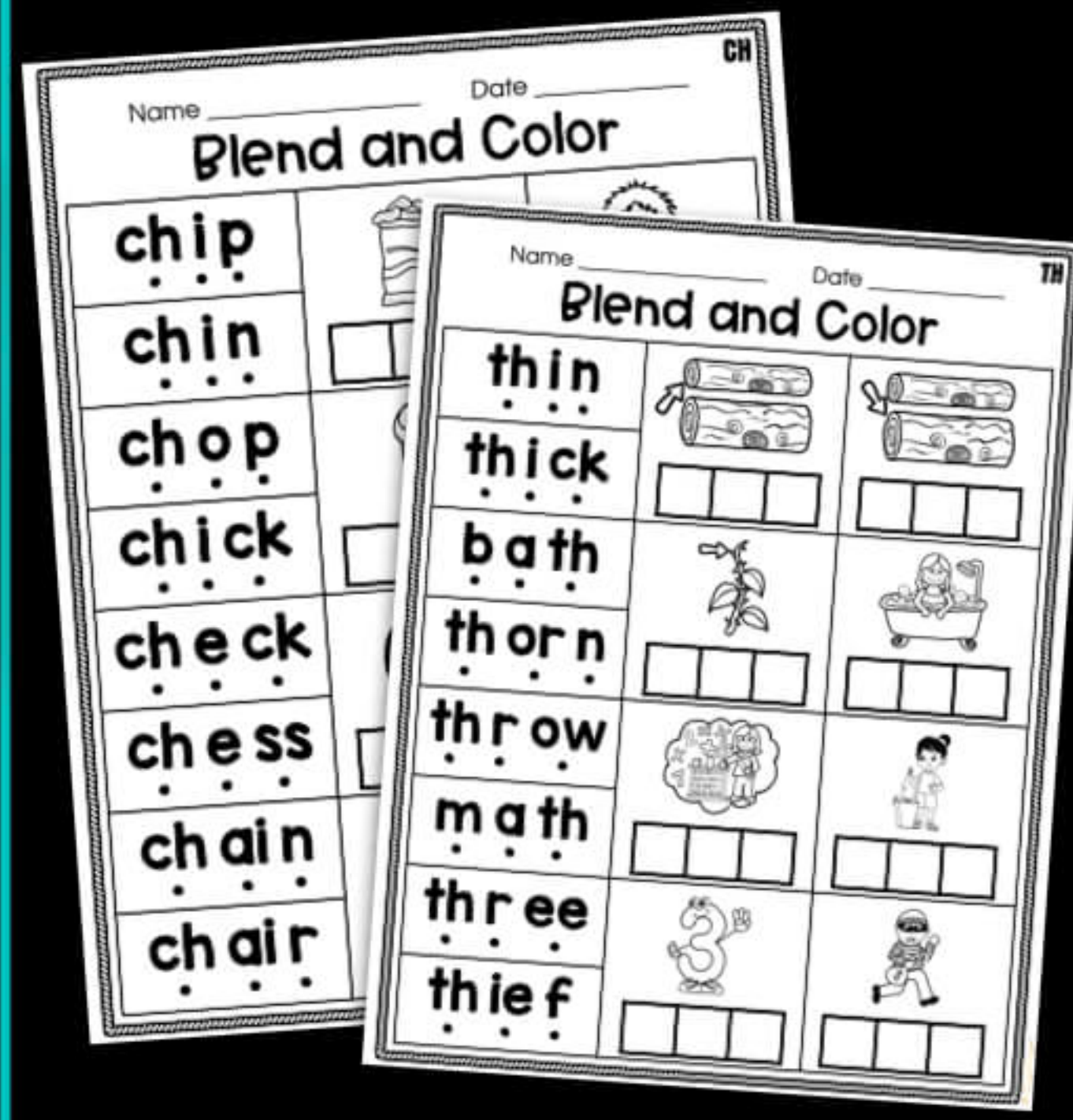
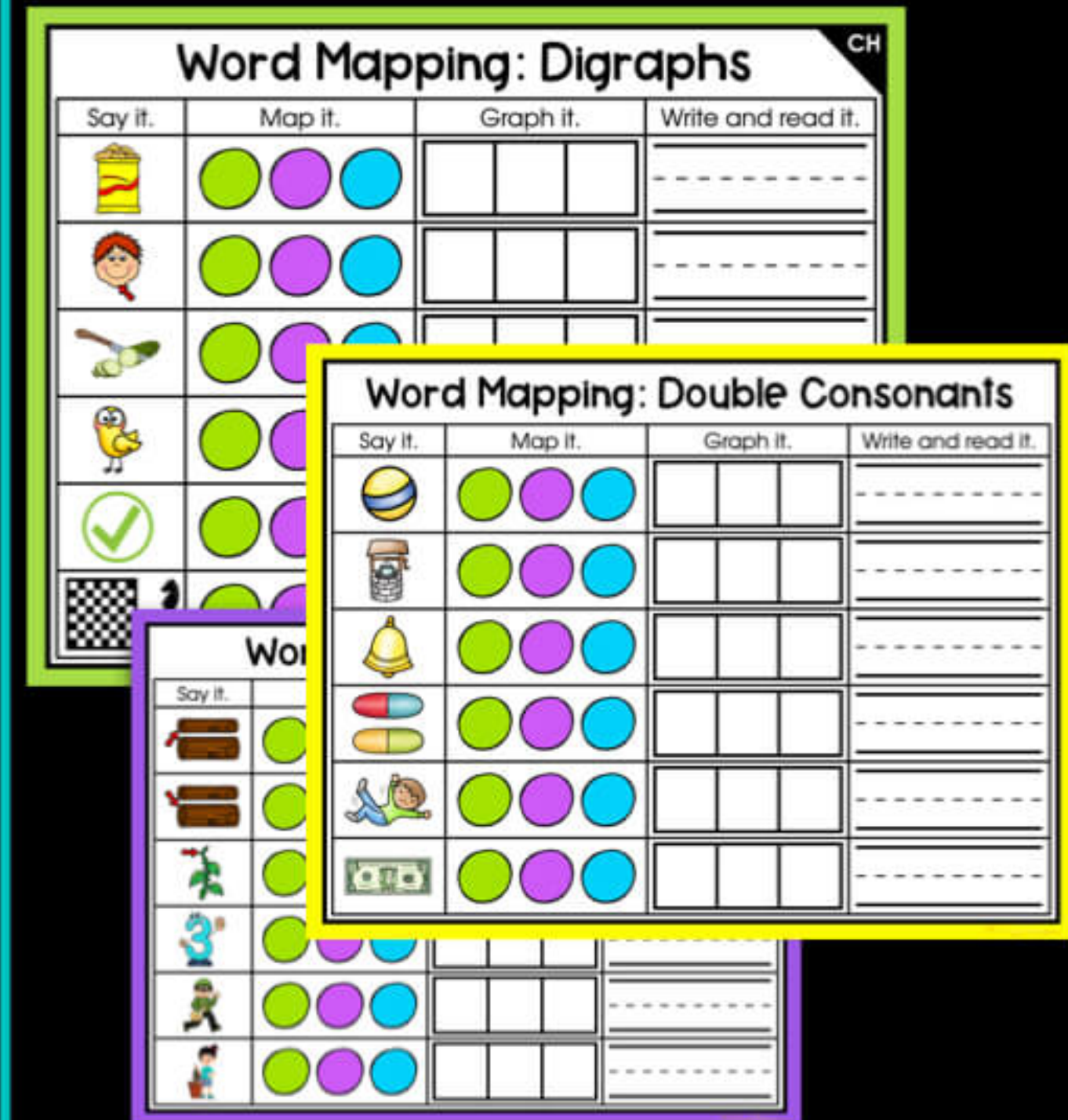
	p	b		g	k
	r	l	10	t	d
	n	m		j	h
	c	g		p	b
	b	p		v	w
	f	v		n	m

Blends & Digraphs

CENTERS

HANDS-ON

WORKSHEETS

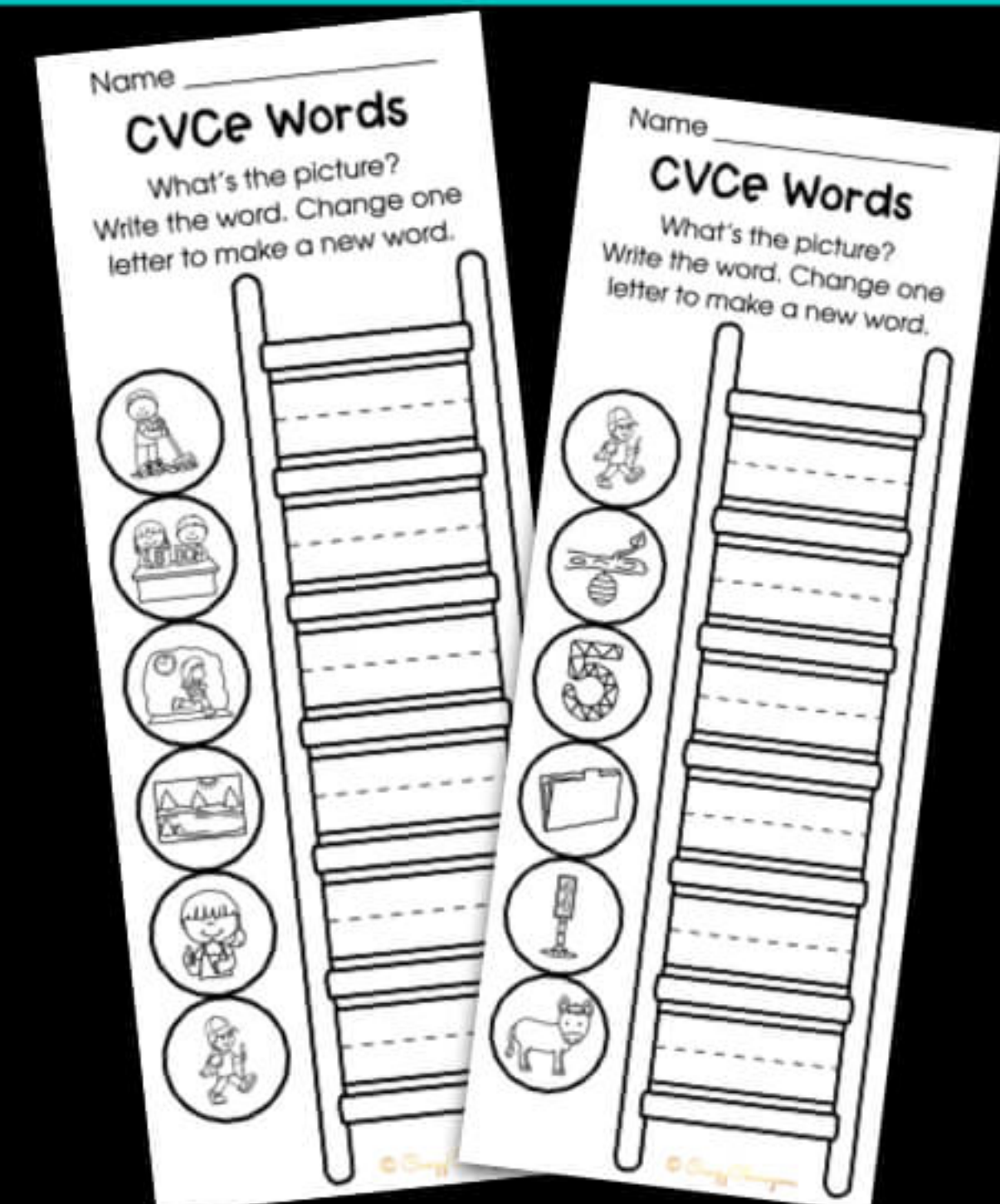



CVCe

CENTERS

HANDS-ON

WORKSHEETS



SCIENCE OF READING ENDLESS BUNDLE







A hand-drawn illustration of a yellow and pink typewriter with a keyboard. A piece of paper is being typed, showing the word "was" with a heart symbol above it. A small note above the paper says "heart it underline".







FREE DOWNLOAD

The image displays three overlapping educational worksheets designed for word mapping activities, specifically focusing on digraphs and blends.







Top Worksheet: Word Mapping: Digraphs (labeled 'CH' in the top right corner)

Say it.	Map it.	Graph it.	Write and read it.
	● ● ● ●		
	● ● ● ●		
	● ● ● ●		
	● ● ● ●		

Middle Worksheet: Word Mapping: Blends (labeled 'BL' in the top right corner)

Say it.	Map it.	Graph it.	Write and read it.
	● ● ● ●		
	● ● ● ●		
	● ● ● ●		
	● ● ● ●		
	● ● ● ●		
	● ● ● ●		

Bottom Worksheet: Word Mapping: Blends

Say it.	Map it.	Graph it.	Write and read it.
	○ ○ ○ ○		
	○ ○ ○ ○		
	○ ○ ○ ○		
	○ ○ ○ ○		
	○ ○ ○ ○		
	○ ○ ○ ○		

FREE DOWNLOAD

MORE SETS WILL BE ADDED SOON



LOADING

Buy now at discounted price >>
get future sets for free!

BUY NOW