

You are about to buy the...

BEST

Science of Reading aligned bundle

EVER

Hundreds of happy teachers 🥰



Wendy G.

November 28, 2022

★★★★★ Extremely satisfied

This has been helpful as I've been implementing my LETRS training and learned more about SOR.

Students used with
2nd grade

Students were engaged

Strongly
disagree

Strongly
agree



Malissa C.

November 26, 2022

★★★★★ Extremely satisfied

So many resources! They are very helpful if you are using the science of reading to teach reading and writing!

Students used with
1st grade

Students were engaged

Strongly
disagree

Strongly
agree



I loved using this resource with my students. This was just what I was looking for to teach Science of Reading! I am so glad that I got it at the Buy-In price. If you are looking for resources for Science of Reading, then I highly encourage you to purchase this resource. I can't wait to see what other resources will be added.
Thank you! - Allison I.

Hundreds of happy teachers 🥰



My students enjoyed these activities and it was a great bundle for me to use to jump into SOR. Thanks for creating and saving me time! - Krystal P.



An excellent resource for the Science of Reading! I have thoroughly enjoyed using these in small groups.
-Danielle W.



Cindy C.

August 2, 2022

★★★★★ Extremely satisfied

In my new Learning Support 3rd-6th grade classroom, I need resources that will fit my diverse learners. I look for engaging materials and resources to assist in making my lessons run efficiently and easy to use. Thank you for helping meet these needs. I am always pleased with anything from your store. Thanks for all of the quality products.

Topics that are covered

- Alphabet ✓
- Beginning Sounds ✓
- HFW / Heart words ✓
- CVC Words ✓
- Digraphs ✓
- Beginning Blends ✓
- CVCe Words ✓
- Ending Blends ✓
- R-controlled ✓
- Vowel Teams ✓
- Diphthongs ✓

Work with sound wall daily



Let students use individual sound walls ✓

STOPS						NASALS		
b	p	d	t	g	k	m	n	ng

AFFRICATES		GLIDES		LIQUIDS	
j	ch	w	wh	y	




FRICATIVES					2 SOUNDS					
f	v	th	th	s	z	sh	zh	h	ks	kw

VOWEL VALLEY



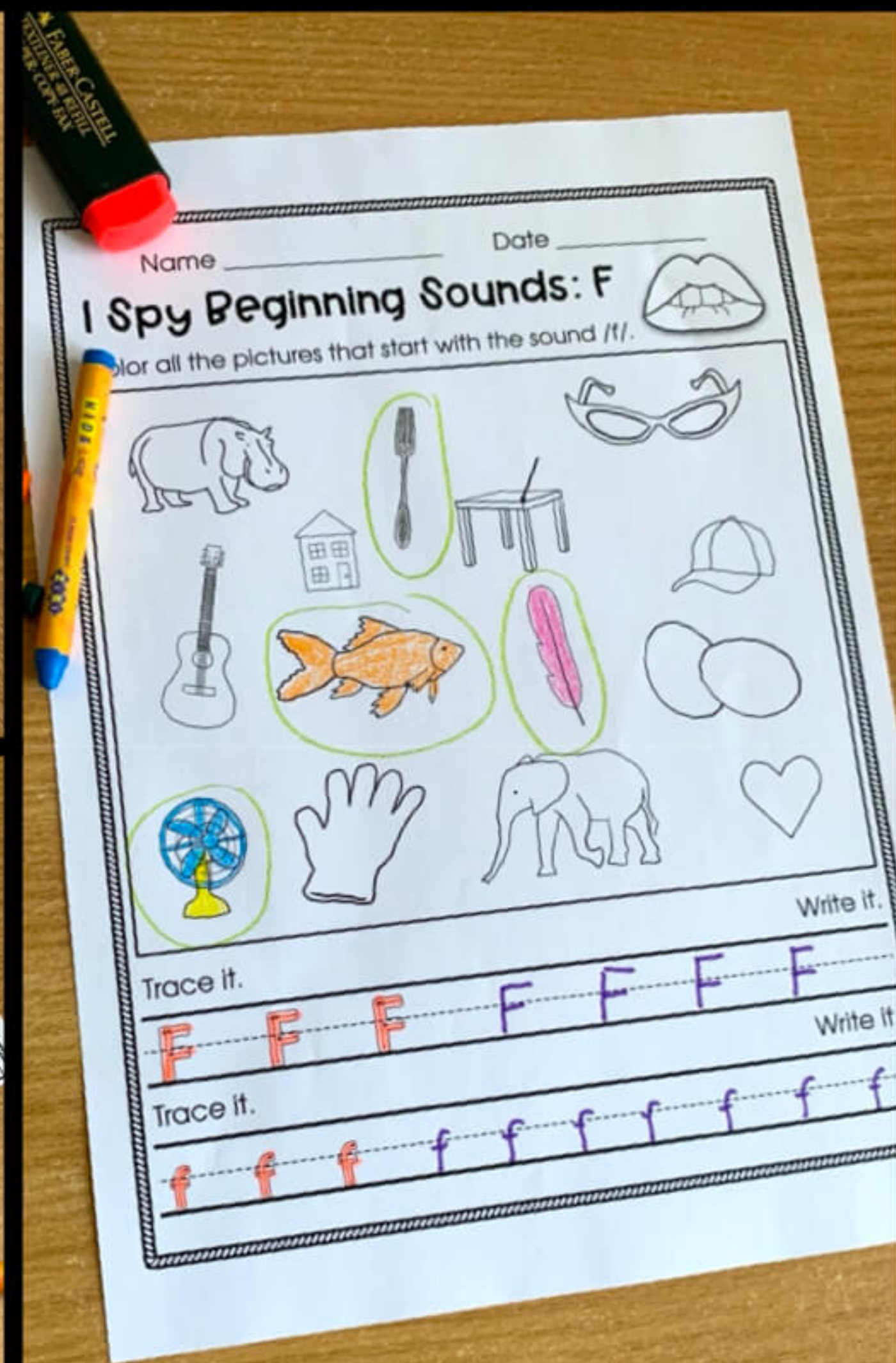
DIPHTHONGS		R-CONTROLLED		
oi	ow	er	ar	or

Vowel Valley diagram showing the path of the tongue in the mouth for various vowels and diphthongs, including e, i, a, e, a, i, u, o, a, i, u, o, o, y, u.





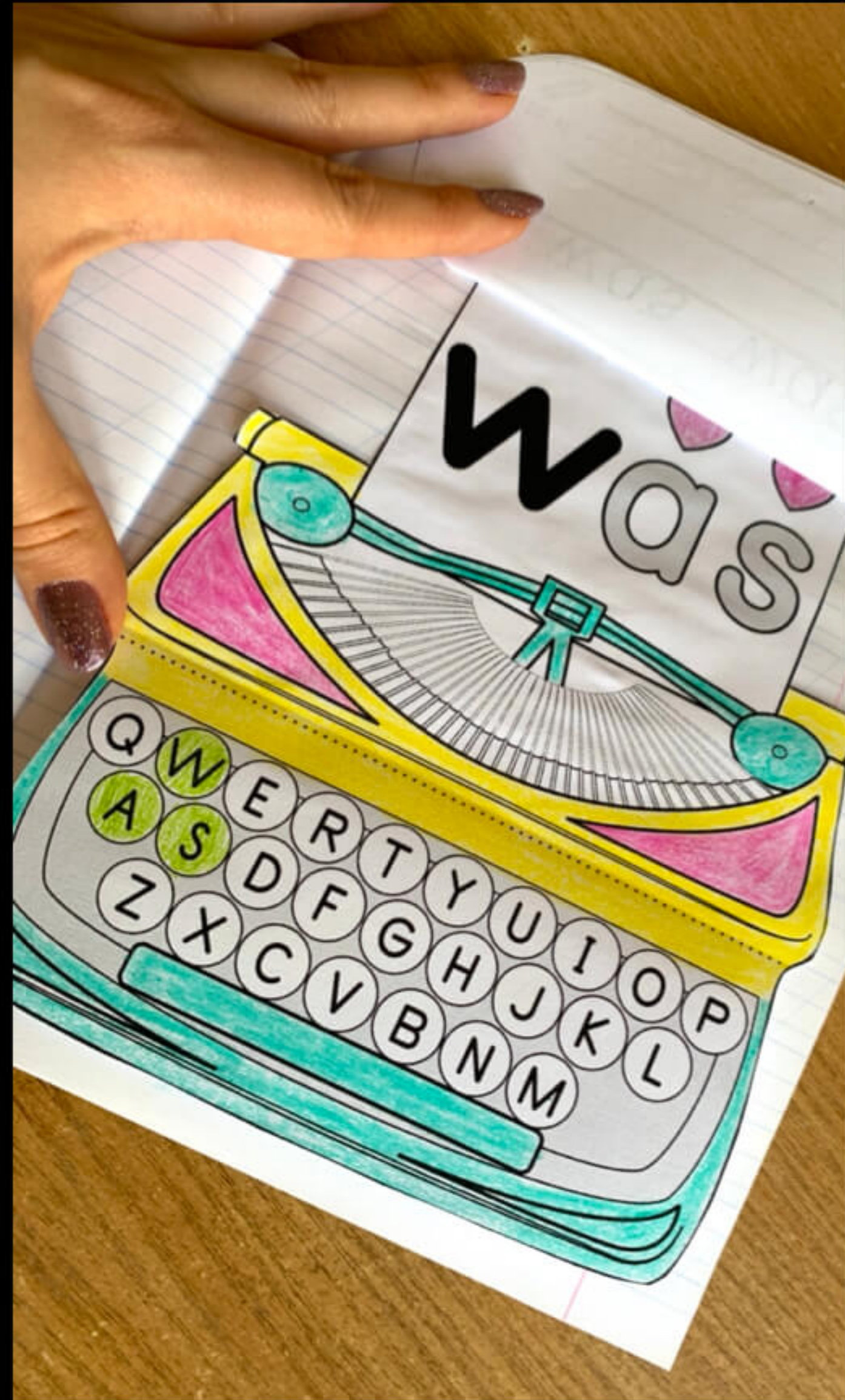
Have fun with alphabet & letters



Practice letters and sounds



Actually enjoy teaching high-frequency words



**YOUR STUDENTS WILL
NEVER AGAIN BE BORED
WITH PHONICS...**

ALL PHONICS

CENTERS

HANDS-ON

WORKSHEETS

Map and tap the word.



Graph the word.

--	--

Write the word.

--	--

Spin



AT words

Word Mapping: CVC words

Say it.	Map it.	Graph it.	Write and read it.			
	● ● ●	<table border="1"><tr><td></td><td></td><td></td></tr></table>				
	● ● ●	<table border="1"><tr><td></td><td></td><td></td></tr></table>				
	● ● ●	<table border="1"><tr><td></td><td></td><td></td></tr></table>				
	● ● ●	<table border="1"><tr><td></td><td></td><td></td></tr></table>				
	● ● ●	<table border="1"><tr><td></td><td></td><td></td></tr></table>				
	● ● ●	<table border="1"><tr><td></td><td></td><td></td></tr></table>				

Word Mapping: CVC words

Say it.	Map it.	Graph it.	Write and read it.			
	● ● ●	<table border="1"><tr><td></td><td></td><td></td></tr></table>				
10	● ● ●	<table border="1"><tr><td></td><td></td><td></td></tr></table>				
	● ● ●	<table border="1"><tr><td></td><td></td><td></td></tr></table>				
	● ● ●	<table border="1"><tr><td></td><td></td><td></td></tr></table>				
	● ● ●	<table border="1"><tr><td></td><td></td><td></td></tr></table>				
	● ● ●	<table border="1"><tr><td></td><td></td><td></td></tr></table>				

Say this word. Pop this word.



Write this word.

--	--	--	--	--	--

Say it. Pop it.









					
---	---	---	---	---	---

Write the words.

Name _____ Date _____

Build with Blocks












Say the word. Build the word with blocks. Write the word. Color the picture.

	j	a	m	
	w	a	g	
	c	a	t	
	t	a	p	
	c	a	b	
	g	a	p	
	f	a	t	
	m	a		

Name _____ Date _____

CVC Words Search #1

Color the correct beginning sound.

	p	b		g	k
	r	l	10	t	d
	n	m		j	h
	c	g		p	b
	b	p		v	w
	f	v		n	m



SCIENCE OF READING ENDLESS BUNDLE



A child's drawing of a yellow and pink typewriter with a keyboard. A piece of paper is inserted into the carriage, showing the word "was" with a heart above it. A small tag attached to the paper says "heart it underline" with a heart symbol.

FREE DOWNLOAD

The image displays three educational worksheets for word mapping, arranged in a layered fashion on a yellow background.

- Top Worksheet: Word Mapping: Digraphs** (labeled 'CH' in the top right corner). It features a table with four columns: 'Say it.', 'Map it.', 'Graph it.', and 'Write and read it.'. The 'Map it.' column contains four colored circles (green, purple, blue, yellow) for each row. The first row includes an illustration of a chicken. The second row includes an illustration of a chick. The third row includes an illustration of a chicken. The fourth row includes a green checkmark. The fifth row includes a black and white checkered pattern.
- Middle Worksheet: Word Mapping: Blends** (labeled 'BL' in the top right corner). It features a table with four columns: 'Say it.', 'Map it.', 'Graph it.', and 'Write and read it.'. The 'Map it.' column contains four colored circles (green, purple, blue, yellow) for each row. The first row includes an illustration of a cat. The second row includes an illustration of a bottle. The third row includes an illustration of a cat. The fourth row includes an illustration of a cat. The fifth row includes an illustration of a cat. The sixth row includes an illustration of a cat.
- Bottom Worksheet: Word Mapping: Blends** (labeled 'BL' in the top right corner). It features a table with four columns: 'Say it.', 'Map it.', 'Graph it.', and 'Write and read it.'. The 'Map it.' column contains four colored circles (green, purple, blue, yellow) for each row. The first row includes an illustration of a cat. The second row includes an illustration of a cat. The third row includes an illustration of a cat. The fourth row includes an illustration of a cat. The fifth row includes an illustration of a cat. The sixth row includes an illustration of a cat.

FREE DOWNLOAD

**It doesn't matter if you follow
the Science of Reading or just
have the phonics block,
you'll be able to use this bundle
over and over, and make your
lessons engaging!**

BUY NOW